

ACALETICS® - PARTNERSHIPS

GAP ANALYSIS REPORT

NON-ELL VS. ELL

2019 (PRE-COVID) TO 2024 (POST-COVID)
FAST MATH ACHIEVEMENT



1-866-877-1222

www.acaletics.com

Report Date: 06/02/2025

About ACALETICS®

Founded in 1985, ACALETICS is a system of evidence-based and results-based supplemental products and services. The program is designed to enhance classroom instruction and boost student performance and achievement. The ACALETICS® model is based on the idea that, like athletics, success in academics requires a structured game plan for preparation, conditioning, analysis, and redress.

ACALETICS® has helped over 600 schools and more than 1 million students dramatically improve classroom instruction and learning, test scores, and student competence and confidence by providing invaluable resources and direct support to teachers and school administrators.

ACALETICS® was recognized by the Florida Department of Education and the Council for Educational Change (CEC), established by the Florida Annenberg Challenge, as a Best Practice in Mathematics at the 8th Florida Leadership Academy held at the University of South Florida in Tampa.

ACALETICS® 4-Pronged Approach

Content-focused

- Materials are strategically designed to help teachers focus on what matters most – developing conceptual understanding, procedural skills and fluency, and application with equal intensity.

Data-driven Instructional Model

- This model is designed to supplement instructional time by incorporating opportunities for extended exposure to concepts and skills as well as multi-strand exposure to concepts and skills within the designated class period. This is achieved through the highly-successful **Math ClubSM**. Key to the success of **Math ClubSM** is the creation of an emotionally-safe environment where intellectual risk-taking is cultivated.

Ongoing Assessment and Accountability

- ACALETICS® provides a comprehensive system of assessment and progress-monitoring tools to help schools set their goals and make decisions about how to reach them. With the support of an ACALETICS® consultant, the assessment data is analyzed and organized to enable teachers to align their instruction to more effectively meet the needs of the students.

Professional Development

- Professional development is a key component of the ACALETICS® system. Activities include data analysis, workshops and in-class demonstrations to model effective instructional techniques and strategies.

The evidence of successful partnerships between ACALETICS and schools is clear and compelling. We are confident our unique combination of content-focused materials that are fully-aligned with the more rigorous state standards, data-driven instructional best practices, a system of assessment and accountability and ongoing formal and informal professional development and support, will allow us to continue to help facilitate teacher planning and instruction and improve student performance in math.

Executive Summary

- ***Palma Sola Elementary*** increased its ELL subgroup Percent Scoring At/Above Satisfactory by **+32** percentage points from 2019 to 2024. (***See Page 3***)
- ***Tara Elementary*** increased its ELL subgroup Percent Scoring At/Above Satisfactory by **+29** percentage points from 2019 to 2024. (***See Page 4***)
- ***Endeavour Primary Learning Center*** increased its ELL subgroup Percent Scoring At/Above Satisfactory by **+30** percentage points from 2019 to 2024. (***See Page 5***)
- ***Palmview Elementary*** increased its ELL subgroup Percent Scoring At/Above Satisfactory by **+14** percentage points from 2019 to 2024. (***See Page 6***)
- ***Charles Drew Elementary*** increased its ELL subgroup Percent Scoring At/Above Satisfactory by **+24** percentage points from 2019 to 2024. (***See Page 7***)
- ***Lawnwood Elementary*** increased its ELL subgroup Percent Scoring At/Above Satisfactory by **+25** percentage points from 2019 to 2024. (***See Page 8***)
- ***Chester A. Moore Elementary*** increased its ELL subgroup Percent Scoring At/Above Satisfactory by **+30** percentage points from 2019 to 2024. (***See Page 9***)
- ***Freedom Elementary*** increased its ELL subgroup Percent Scoring At/Above Satisfactory by **+13** percentage points from 2019 to 2024. (***See Page 10***)

Subgroup Achievement Gap Analysis - Math

PALMA SOLA

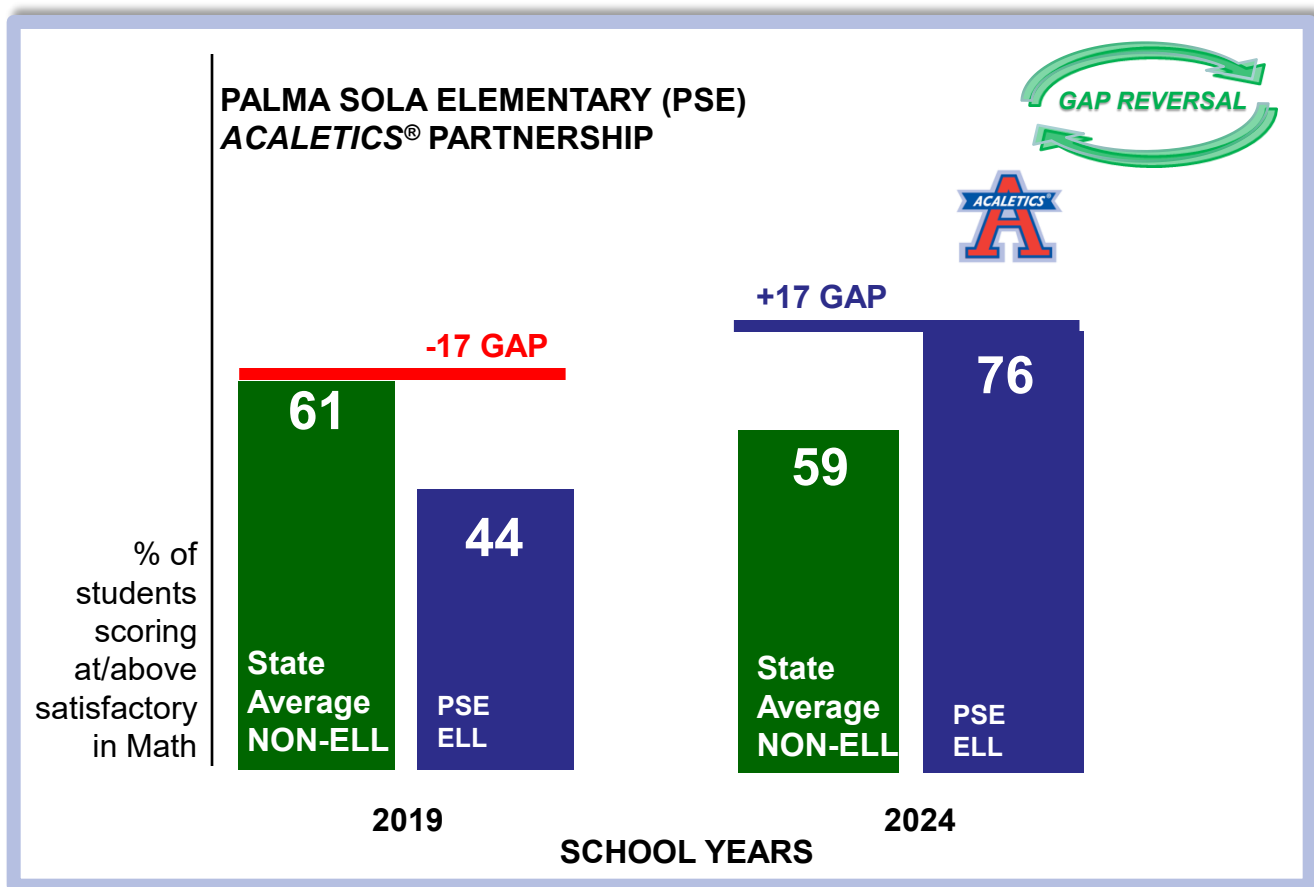
ELEMENTARY — Manatee County

2019 to 2024 Math Achievement Gap

State Average (Non-ELL)

vs.

Palma Sola (ELL)



Data Source:  FLORIDA DEPARTMENT OF
EDUCATION
fldoe.org

Palma Sola Elementary (PSE):

- PSE has increased its ELL subgroup Percent Scoring At/Above Satisfactory by **+32** percentage points from 2019 Pre-Covid to 2024 Post-Covid!
- In 2019, PSE's ELL subgroup was below (-17 percentage points) the State Non-ELL Subgroup in Percent of Students Scoring At/Above Satisfactory in Math. As a result of our partnership, PSE **exceeded** the **achievement gap** of the State Non-ELL subgroup by **+17** percentage points ("**A GAP Reversal**") in 2024!

Subgroup Achievement Gap Analysis - Math

TARA

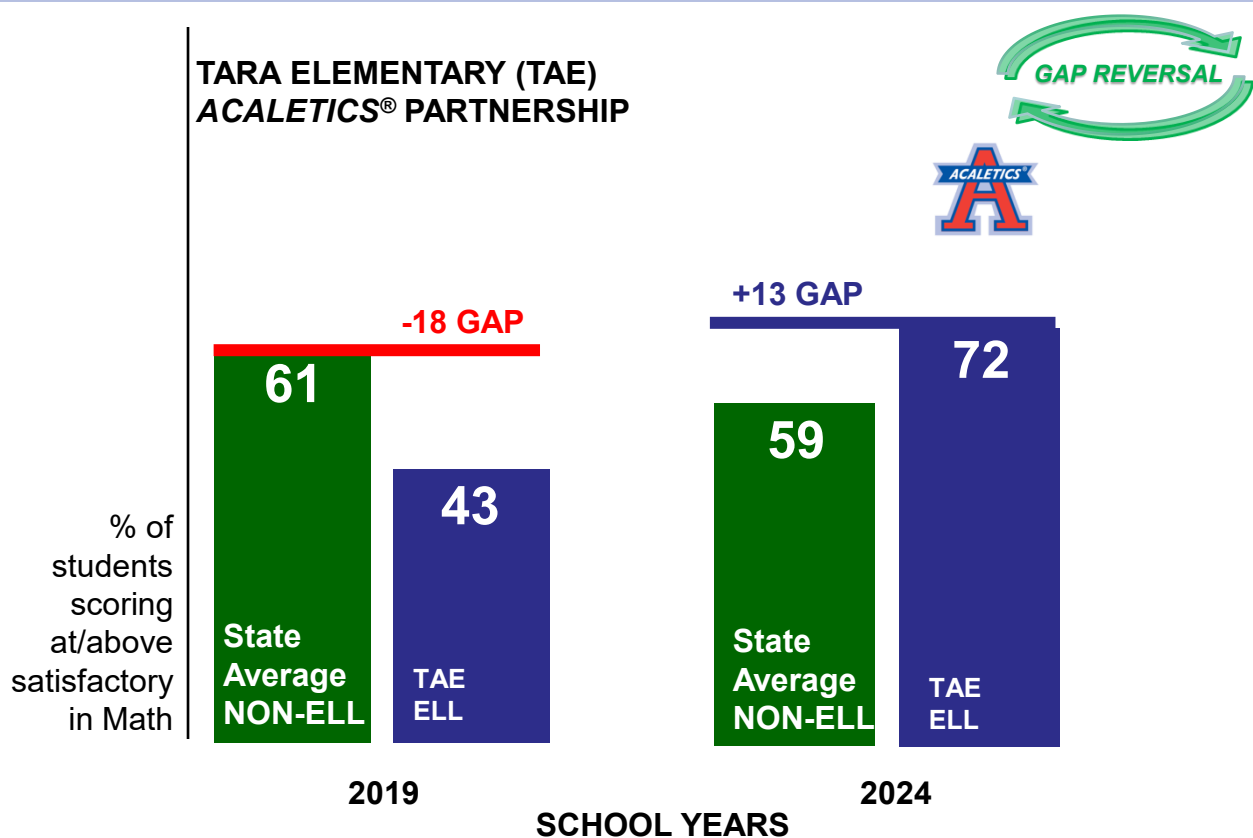
ELEMENTARY — Manatee County

2019 to 2024 Math Achievement Gap

State Average (Non-ELL)

vs.

Tara (ELL)



Data Source:  FLORIDA DEPARTMENT OF
EDUCATION
fldoe.org

Tara Elementary (TAE):

- TAE has increased its ELL subgroup Percent Scoring At/Above Satisfactory by **+29** percentage points from 2019 Pre-Covid to 2024 Post-Covid!
- In 2019, TAE's ELL subgroup was below (-18 percentage points) the State Non-ELL Subgroup in Percent of Students Scoring At/Above Satisfactory in Math. As a result of our partnership, TAE **exceeded** the **achievement gap** of the State Non-ELL subgroup by **+13** percentage points ("**A GAP Reversal**") in 2024!

Subgroup Achievement Gap Analysis - Math

ENDEAVOUR

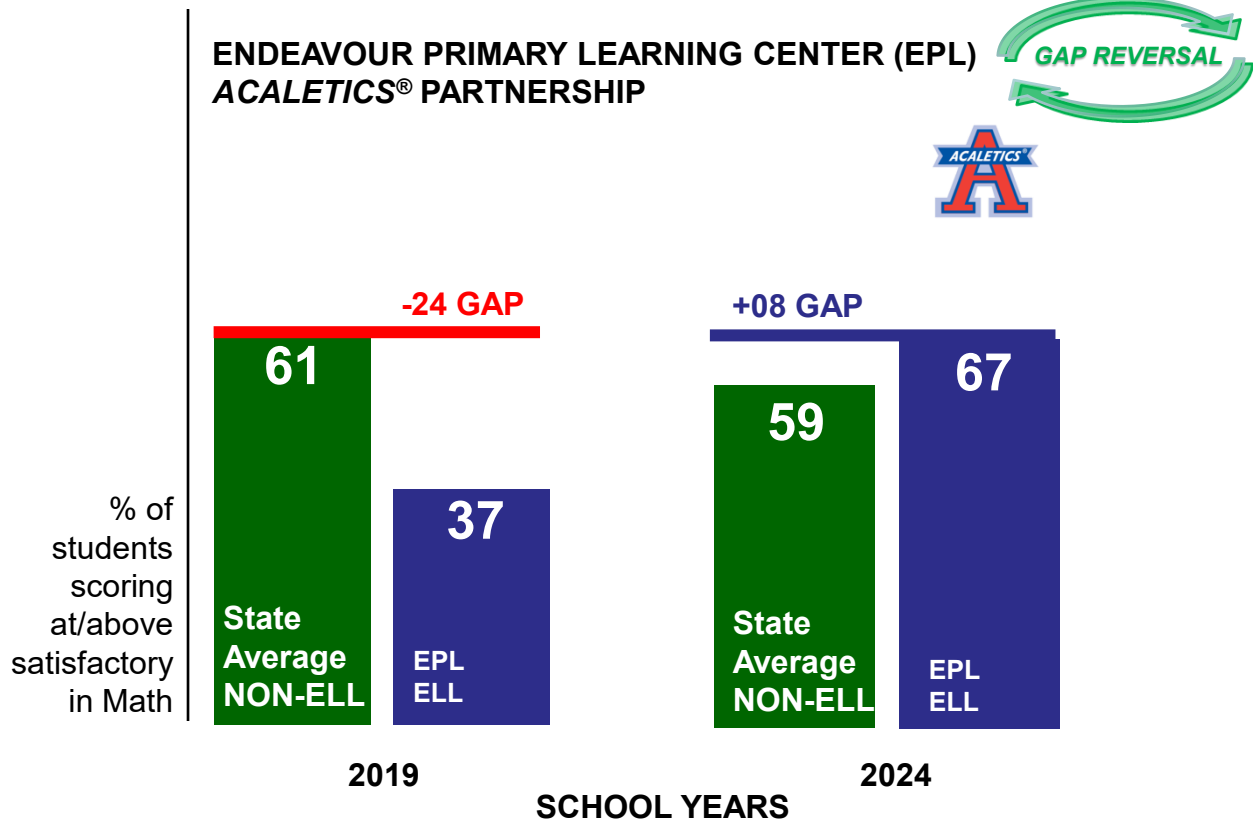
PRIMARY LEARNING CENTER — Broward County

2019 to 2024 Math Achievement Gap

State Average (NON-ELL)

vs.

Endeavour (ELL)



Data Source:  FLORIDA DEPARTMENT OF EDUCATION
fldoe.org

Endeavour Primary Learning Center (EPL):

- EPL has increased its ELL subgroup Percent Scoring At/Above Satisfactory by **+30** percentage points from 2019 Pre-Covid to 2024 Post-Covid!
- In 2019, EPL's ELL subgroup was below (-24 percentage points) the State Non-ELL Subgroup in Percent of Students Scoring At/Above Satisfactory in Math. As a result of our partnership, EPL **exceeded** the **achievement gap** of the State Non-ELL subgroup by **+8** percentage points ("**A GAP Reversal**") in 2024!

Subgroup Achievement Gap Analysis - Math

PALMVIEW

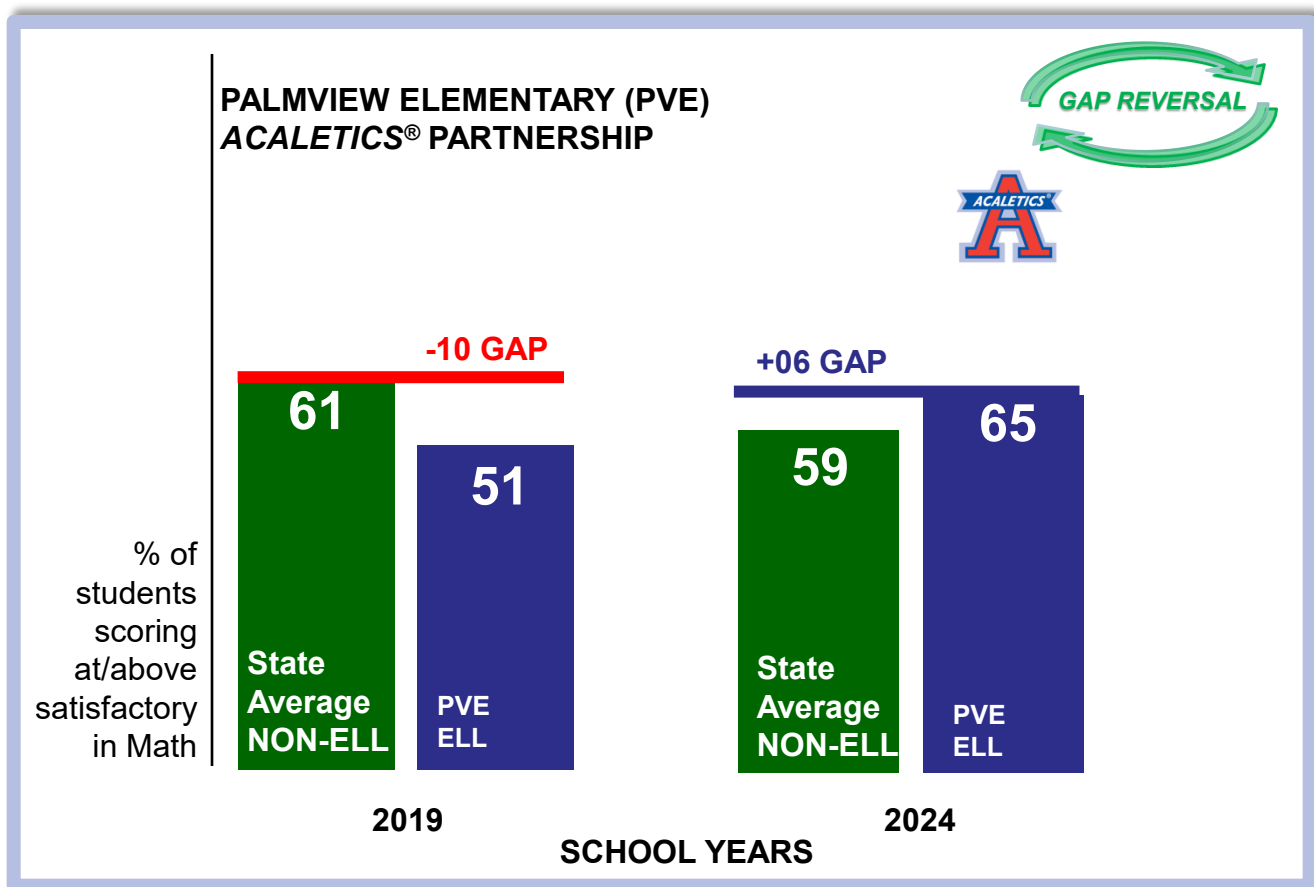
ELEMENTARY — Broward County

2019 to 2024 Math Achievement Gap

State Average (Non-ELL)

vs.

Palmview (ELL)



Data Source:  FLORIDA DEPARTMENT OF EDUCATION
fldoe.org

Palmview Elementary (PVE):

- PVE has increased its ELL subgroup Percent Scoring At/Above Satisfactory by **+14** percentage points from 2019 Pre-Covid to 2024 Post-Covid!
- In 2019, PVE's ELL subgroup was below (-10 percentage points) the State Non-ELL Subgroup in Percent of Students Scoring At/Above Satisfactory in Math. As a result of our partnership, PVE **exceeded** the **achievement gap** of the State Non-ELL subgroup by **+6** percentage points ("**A GAP Reversal**") in 2024!

Subgroup Achievement Gap Analysis - Math

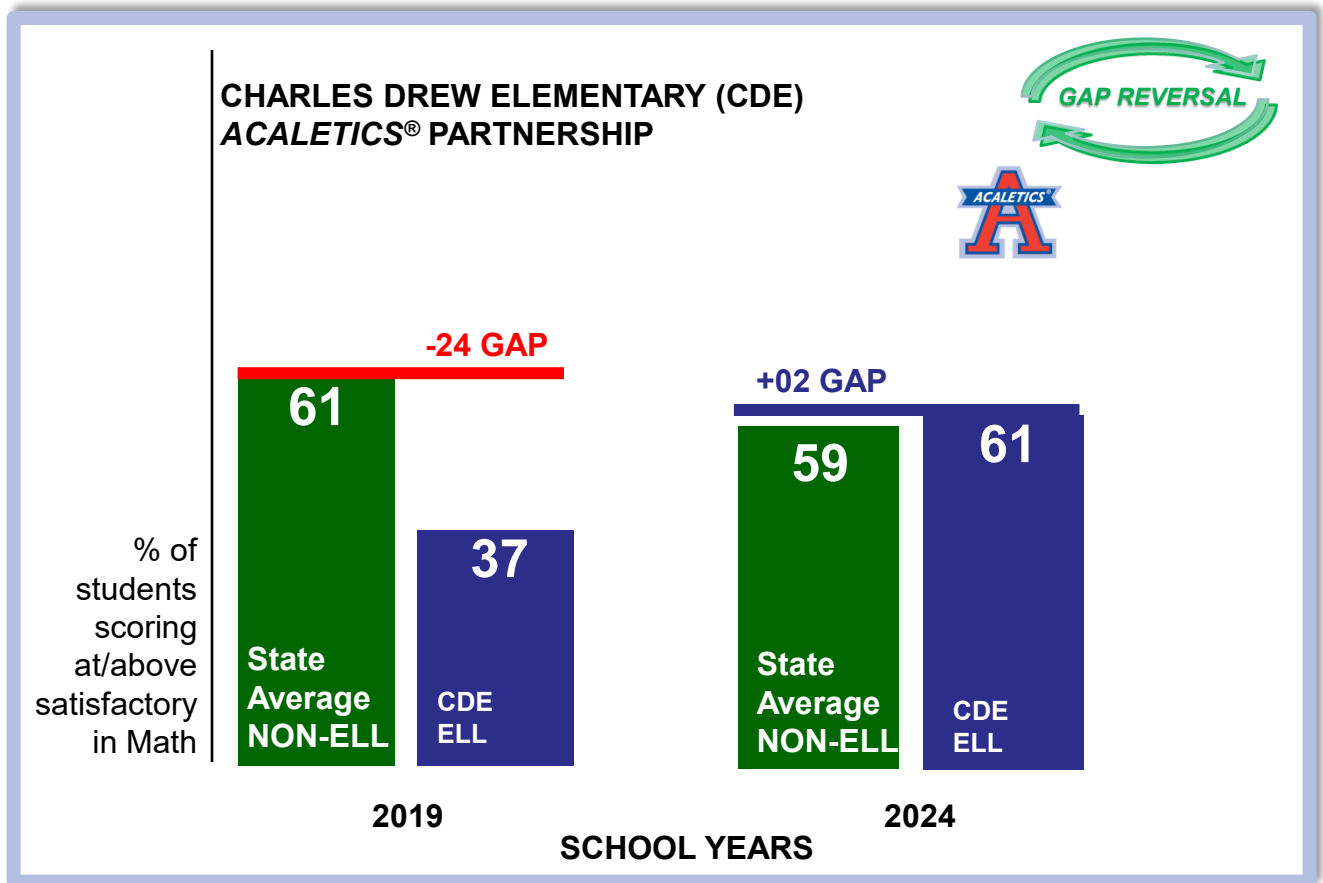
CHARLES DREW

ELEMENTARY — Broward County

2019 to 2024 Math Achievement Gap

State Average (Non-ELL)

vs. Charles Drew (ELL)



Data Source:  FLORIDA DEPARTMENT OF EDUCATION
fldoe.org

Charles Drew Elementary (CDE):

- CDE has increased its ELL subgroup Percent Scoring At/Above Satisfactory by **+24** percentage points from 2019 Pre-Covid to 2024 Post-Covid!
- In 2019, CDE's ELL subgroup was below (-24 percentage points) the State Non-ELL Subgroup in Percent of Students Scoring At/Above Satisfactory in Math. As a result of our partnership, TE **exceeded** the **achievement gap** of the State Non-ELL subgroup by **+2** percentage points ("**A GAP Reversal**") in 2024!

Subgroup Achievement Gap Analysis - Math

LAWNWOOD

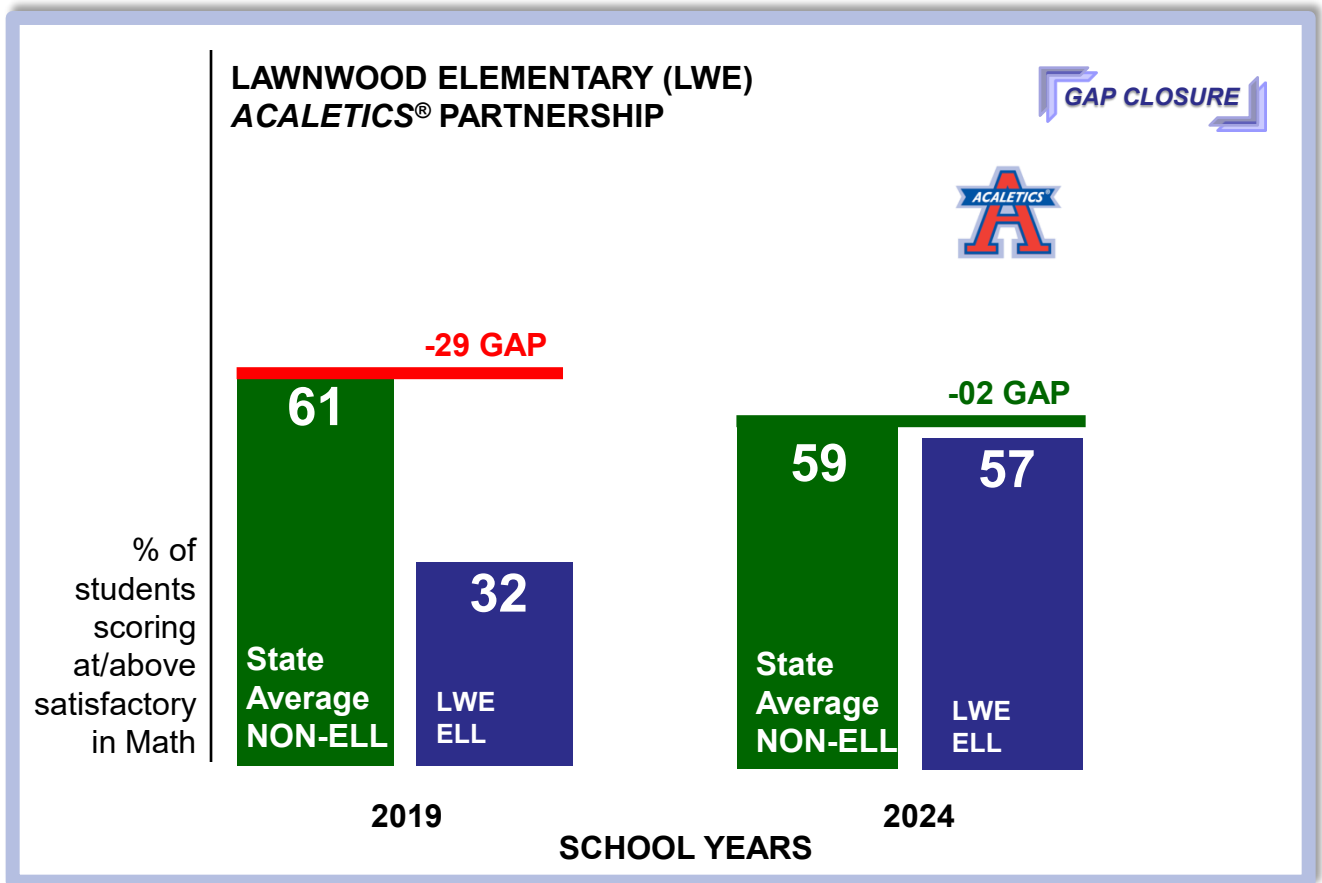
ELEMENTARY — St. Lucie County

2019 to 2024 Math Achievement Gap

State Average (Non-ELL)

vs.

Lawnwood (ELL)



Data Source:  FLORIDA DEPARTMENT OF EDUCATION
fldoe.org

Lawnwood Elementary (LWE):

- LWE has increased its ELL subgroup Percent Scoring At/Above Satisfactory by **+25** percentage points from 2019 Pre-Covid to 2024 Post-Covid!
- In 2019, LWE's Hispanic subgroup was below (-29 percentage points) the State Non-ELL Subgroup in Percent of Students Scoring At/Above Satisfactory in Math. As a result of our partnership, LWE **reduced** the **achievement gap** of the State Non-ELL subgroup by **+27** percentage points in 2024!

Subgroup Achievement Gap Analysis - Math

CHESTER A. MOORE

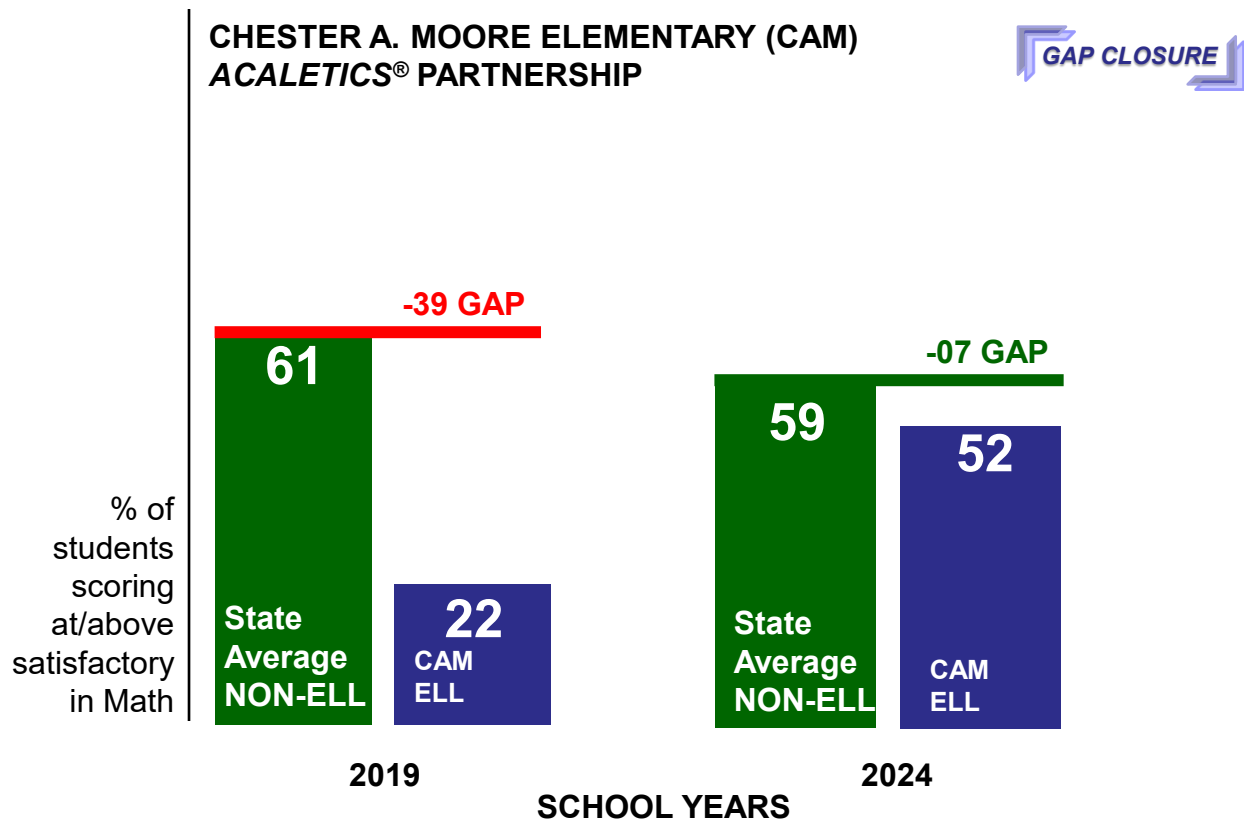
ELEMENTARY — St. Lucie County

2019 to 2024 Math Achievement Gap

State Average (Non-ELL)

vs.

Chester A. Moore (ELL)



Data Source:  FLORIDA DEPARTMENT OF
EDUCATION
fldoe.org

Chester A. Moore Elementary (CAM):

- CAM has increased its ELL subgroup Percent Scoring At/Above Satisfactory by **+30** percentage points from 2019 Pre-Covid to 2024 Post-Covid!
- In 2019, CAM's ELL subgroup was below (-39 percentage points) the State Non-ELL Subgroup in Percent of Students Scoring At/Above Satisfactory in Math. As a result of our partnership, CAM **reduced** the **achievement gap** of the State Non-ELL subgroup by **+32** percentage points in 2024!

Subgroup Achievement Gap Analysis - Math

FREEDOM

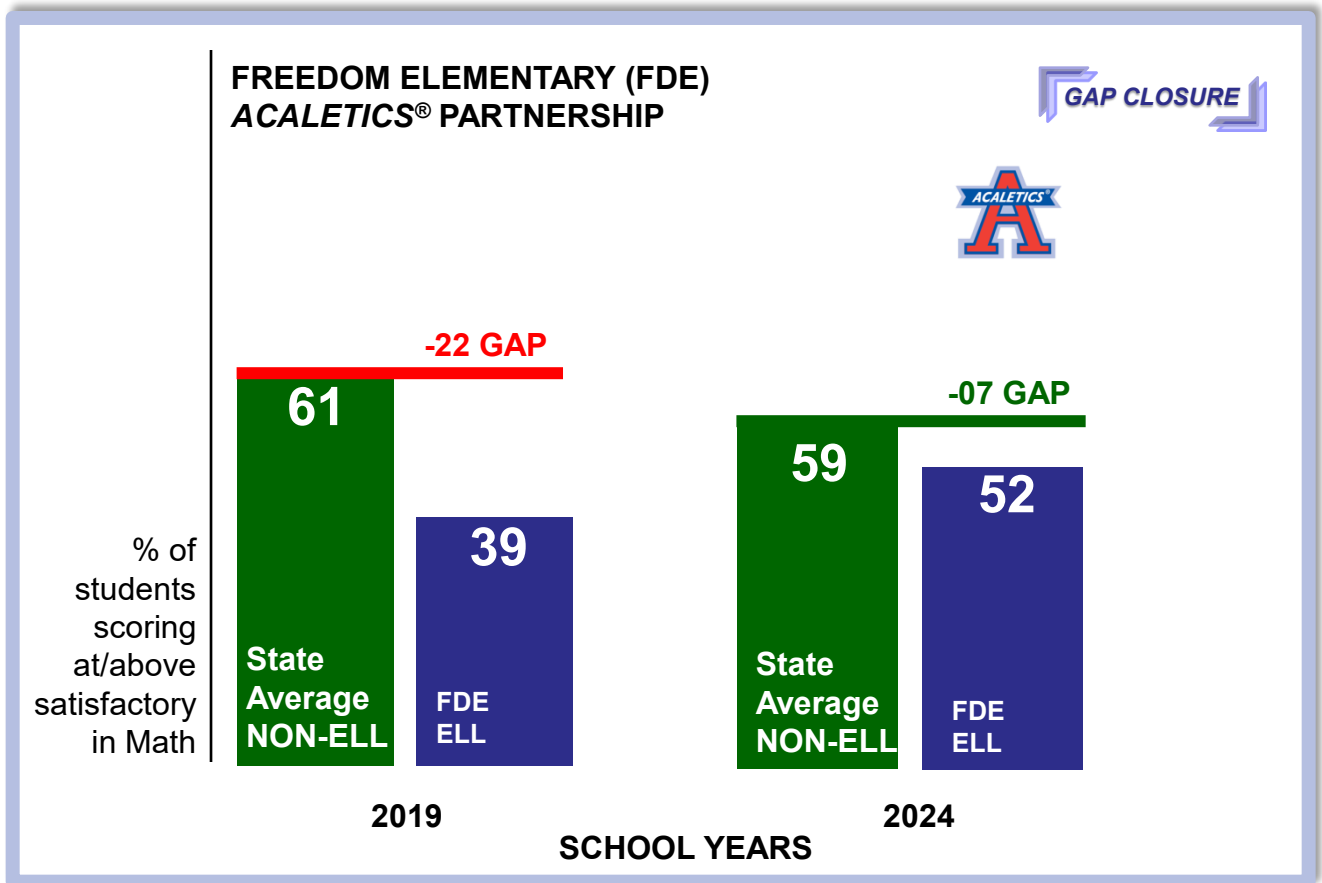
ELEMENTARY — Manatee County

2019 to 2024 Math Achievement Gap

State Average (Non-ELL)

vs.

Freedom (ELL)



Data Source: FLORIDA DEPARTMENT OF EDUCATION
fldoe.org

Freedom Elementary (FDE):

- FDE has increased its ELL subgroup Percent Scoring At/Above Satisfactory by **+13** percentage points from 2019 Pre-Covid to 2024 Post-Covid!
- In 2019, FDE's ELL subgroup was below (-22 percentage points) the State Non-ELL Subgroup in Percent of Students Scoring At/Above Satisfactory in Math. As a result of our partnership, FDE **reduced** the **achievement gap** of the State Non-ELL subgroup by **+15** percentage points in 2024!

VALUE PROPOSITION

Unlike other educational firms, **ACALETICS®** provides our clients an **extremely high Return On Investment (ROI)**, typically within one school-year, as indicated in the following excerpt from the Miami Herald.

“

As school systems nationwide sign multi-million dollar contracts with universities and educational companies to save their struggling schools, Educational Development Associates signs individual schools at a fraction of the cost and often produces immediate results using its innovative program ACALETICS.

- Miami Herald

”

WE MEASURE ROI IN TERMS OF DRAMATIC RESULTS IN MATH, AS FOLLOWS:

- 1** Achievement
(% of students scoring at/or above grade level)
- 2** Annual Learning Gains/Growth
- 3** Subgroup Achievement Gap Closure/Elimination/Reversal

PROFESSIONAL DEVELOPMENT

The Special Venue:
In the CLASSROOM with
real students, ***your students!***

DIFFERENTIATED CONSULTATION (DC)

One size ***does not*** fit all.

STANDARDS-ALIGNED SUPPLEMENTAL MATERIALS

Our effective “process” is
embedded in our materials!

We ***reinforce*** our Supplemental
Materials/Support Tools with our
customized Online Math Portal.

PARENT & STUDENT ENGAGEMENT SERVICES

Customized Online Math Portal

Well-received Parent Workshops:
“Math ClubSM for Parents”

Incentive Packages for Students

